




TECHNICAL GUIDE



We recommend
180-200 g
polyesterbanner





Single sided frame with anodized aluminum profile, 15 mm depth, for wall mounting. The banner must be sewed on a nylon strip and mounted into the profile. It will appear very elegant with only the very thin alu frame surrounding the image. Delivered unassembled in a complete set of profiles, corner-connectors, screws and nylon strips. Delivered without banner.

Einseitiger Rahmen mit Profil aus eloxiertem Aluminium, 15 mm tief, für Wandmontage. Das Banner wird auf einem Nylonstreifen genäht und in den Rahmen eingespannt. Tretet sehr elegant hervor, mit nur einem ganz dünnen Aluprofil um das Banner. Wird unmontiert in kompletten Sätzen mit Profilen, Eckenbeschläge, Schrauben und Nylonstreifen geliefert. Banner ist nicht einbezogen.

Enkelt-sided ramme med eloxeret aluminium profil, 15 mm dyb, til montering på væg. Banneret syes på en nylonstrimmel og monteres i rammen. Fremstår meget elegant med kun en ganske tynd aluramme rundt om budskabet. Leveres usamlet i komplet sæt med profiler, hjørnesamlere, skruer samt nylon strimler. Anbefales til indendørs brug. Leveres uden banner.

River Profile




Art.no.	Frame size	- visible size	Colour	Package size and weight	Pallet size and quantity
5300	21 x 29,7 cm A4	20,2 x 28,9 cm	Alu	4,5 x 35 x 6 cm 0,6 kg	80 x 120 x 125 954 pcs.
5301	29,7 x 42 cm A3	28,9 x 41,2 cm	-	4,5 x 47 x 6 cm 0,7 kg	80 x 120 x 125 702 pcs.
5302	42 x 59,4 cm A2	41,2 x 58,6 cm	-	4,5 x 65 x 6 cm 0,9 kg	80 x 120 x 125 502 pcs.
5303	50 x 70 cm	49,2 x 69,2 cm	-	4,5 x 75 x 6 cm 1,0 kg	80 x 120 x 125 450 pcs.
5304	59,4 x 84,1 cm A1	58,6 x 83,3 cm	-	4,5 x 89 x 6 cm 1,1 kg	80 x 120 x 125 378 pcs.
5305	50 x 100 cm	49,2 x 99,2 cm	-	4,5 x 105 x 6 cm 1,2 kg	80 x 120 x 125 330 pcs.
5306	70 x 100 cm	69,2 x 99,2 cm	-	4,5 x 105 x 6 cm 1,3 kg	80 x 120 x 125 330 pcs.



Mounting the rubber strip with double sided tape to the banner

There have been many requests for easy and sewing-free mounting of the print to the rubber strip. We redesigned the existing product by adding the possibility of mounting the rubber strip with double sided tape.



Sewing the rubber strip to the banner

